




PANORAMIC P 30.8L / PLUS

nash

PLANT GROUP

Sales & Hire

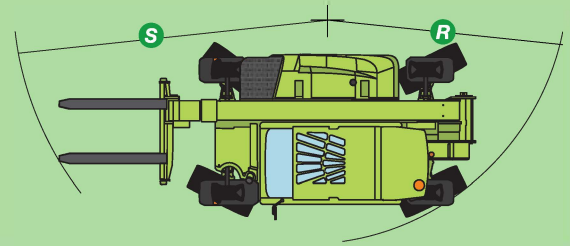
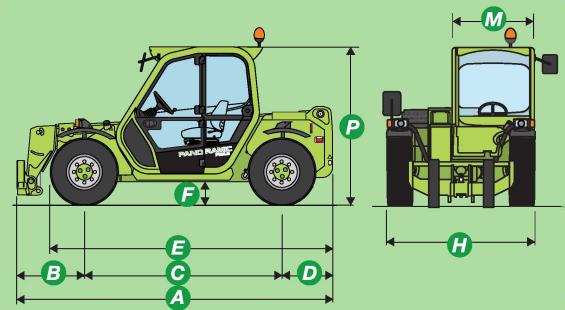
1300 627 474



MERLO
AUSTRALIA

KEY SPECIFICATIONS

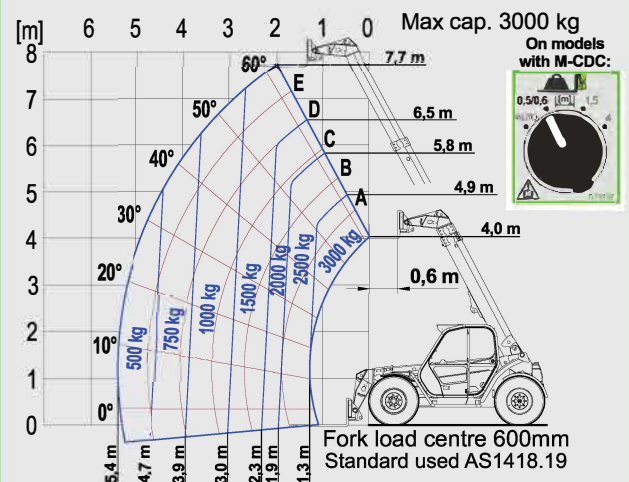
Total weight unladen with forks (kg)	6150
Maximum load capacity (kg)	3000
Maximum lift height (m)	7.7
Maximum forward reach (m)	5.4
Lift height at maximum capacity (m)	4.9
Forward reach at maximum load capacity (m)	1.3
Load capacity at maximum height (kg)	2000
Load capacity at maximum forward reach (kg)	500
Engine (make/number of cylinders)	Kubota/4
Tier IV Interim engine power (kW/hp)	74.5/101
Fuel capacity (l)	100
Maximum speed (kph)	20/40(plus)
Hydraulic gear pump (bar-l/min)	210/106
Hydraulic oil capacity (l)	85
Electrical circuit (V)	12
Battery (Ah)	100
Cab compliant with ROPS/FOPS standards	✓
4x1 Electro Mechanical joystick controls	✓
Tac-Lock hydraulic attachment coupling	✓
Auxiliary boom hydraulics	✓
Two standard forks (1200mm)	✓
Hydrostatic transmission	✓
Finger touch direction control	✓
Inching pedal for precise control	✓
Permanent 4 wheel drive	✓
Four wheel steering	✓
Dry type disc brakes on all wheels	✓
Automatically locking parking brake	✓
405/70-20 tyres	✓
Cab ROPS (ISO 3471) FOPS (ISO3449)	✓
Four cab working lights (2f & 2r)	✓
12V electrical on boom head	✓
Suspension seat	✓
Front window protection	✓
Full size cab with air conditioning	✓
Load Management System	✓



DIMENSIONS

A (mm)	4285
B (mm)	1000
C (mm)	2720
D (mm)	565
E (mm)	3825
F (mm)	385
H (mm)	2000
M (mm)	995
P (mm)	2150/2000(L)
R (mm)	3700
S (mm)	4550

P30.8 Load Chart - Standard forks



1300 657325
merloaustralia.com.au